

4


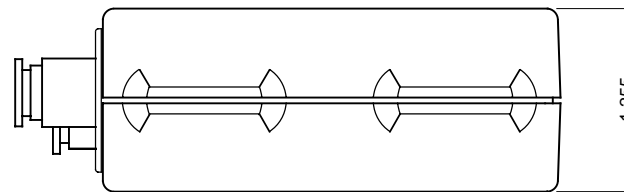
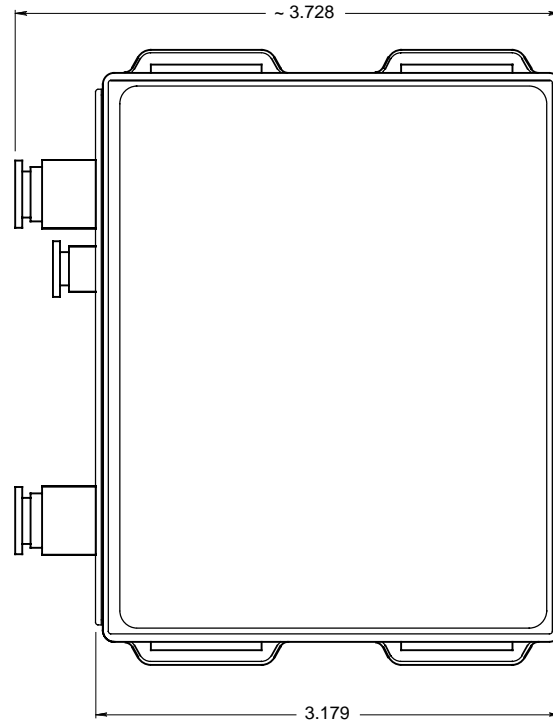

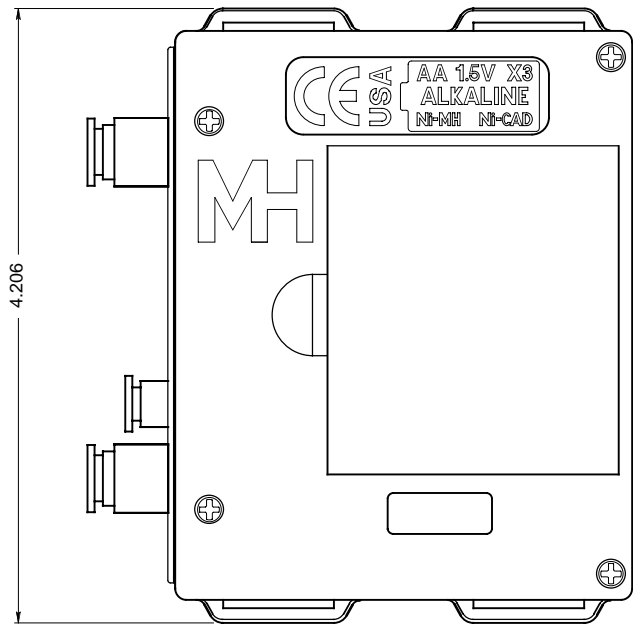
3

2

1

REVISION HISTORY

REV	DATE	E. C. O. / APPR.	NOTES
-	04-06-04	PLM	INITIAL DRAFT



UNLESS OTHERWISE SPECIFIED DIMS ARE IN INCHES. TOLERANCES ARE: 0.X ±0.010 ANGLES FRACTIONS 0.XX ±0.005 ±0.5° ± 1/64 0.XXX ±0.002				THIRD ANGLE PROJECTION	(K) 00	NO. OF KEY CHARACTERISTICS IN THIS DRAWING / DOCUMENT PER MH DOC: ESR-001
INTERPRET GD&T PER ASME 14.5 (FMT REV C)				63	MH	MOUNTAIN HIGH E&S CO. REDMOND, OR. USA
ISSUED:	DATE			O2D2 FORM-FACTOR		
DRAWN: PLM	03-05-04			DWG. #:02D2-XXX-00 REV -		
ENGINEER: PLM	DATE			SIZE A SHEET 1 OF 1 DO NOT SCALE DRAWING		
APPR:	DATE					

4

3

2

1