

REVISION HISTORY			
REV	DA-MO-YR	E. C. O. / APPR.	NOTES
-	03-03-03	PLM	INITIAL RELEASEE

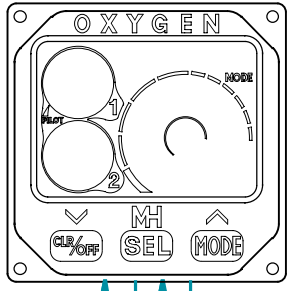
→ ELECTRICAL

→ 1 bar (15 PSIG.) OXYGEN, REGULATED

→ 1 bar (15 PSIG.) STATIC PNEUMATIC SIGNAL, REGULATED

ELECTRICAL & SYSTEMS INTERFACE WITH AIRCRAFT

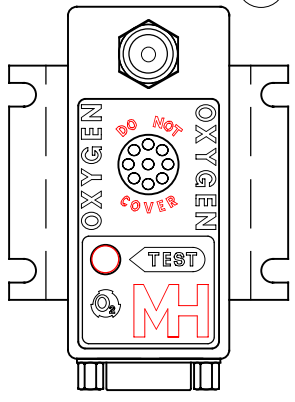
OXYGEN DISTRIBUTOR CONTROL & DISPLAY HEAD



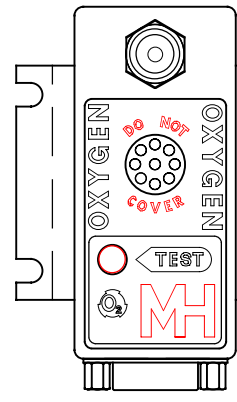
EMERGENCY OXYGEN

NORM

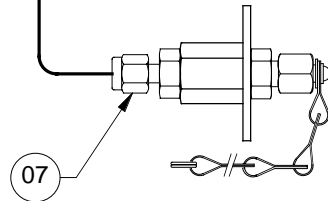
OXYGEN DISTRIBUTOR OUTLET STATION -1



OXYGEN DISTRIBUTOR OUTLET STATION -2



FILL STATION (MS22035/66)



REF	DESCRIPTION
01	DB-25 CONNECTOR & CABLES
02	INTERFACE WITH AIRCRAFT
03	CONNECTION TO DIST UNITS
04	CONNECTION TO RCV/RCR ASSY.
05	REGULATED OXYGEN @ 1 bar
06	IPR REGULATOR ASSY.
07	FILLER STATION & HP LINE
08	BYPASS OXYGEN CONTROL @ 1 bar
09	BYPASS OXYGEN FEED @ 1 bar
10	BYPASS OXYGEN SWITCH

THIRD ANGLE PROJECTION.		MOUNTAIN HIGH E&S CO. REDMOND, OR. USA	
ISSUED:		EDS 2IP SIMPLE SCHEMATIC	
DRAWN: PLM		DWG. #: 35002-0002-00	REV -
ENGINEER: PLM		SIZE A	SHEET 8 OF X
APPR:		DO NOT SCALE DRAWING	