

4

3

2

1

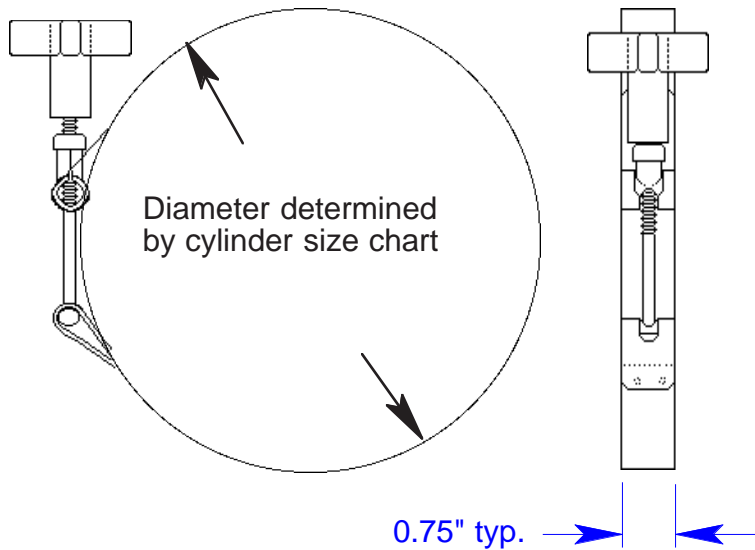
MFG: CLAMPO PRODUCTS
WADSWORTH, OHIO 44281

SUPPLIER: MTN HIGH E&S CO.
REDMOND, OR. 97756 USA

REVISION HISTORY			
REV	DATE	E. C. O. / APPR.	NOTES
A	04-10-00	PLM	CHANGED TO NEW FORMAT & ADDRESS

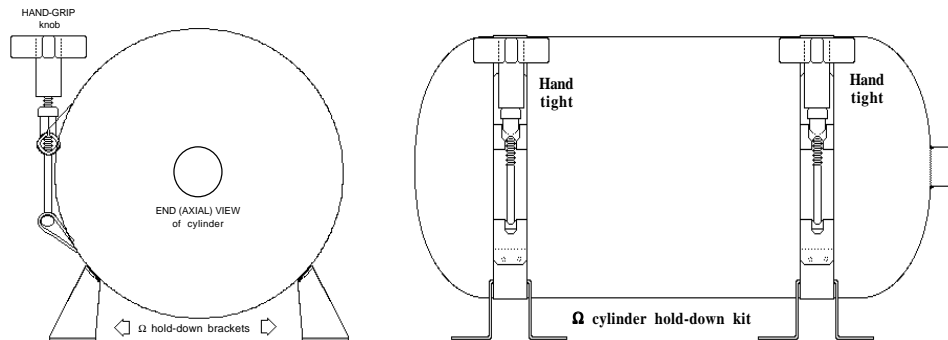
SPECIFICATIONS;

MATERIAL; 304 STN STL
 THICK; 0.025" Typ.
 T-BOLT; 10-32 UNJF 305 STN. STL.
 GRIP KNOB; Plastic with 1/4-28 brass insert
 TEMP RANGE; N/A



NOTICE
 This "Ω" type cylinder hold-down mounting kit has not been tested, but has been designed to comply or exceed to the objectives of:
 10 G. Down @ 1G./125 ms. sin.
 9 G. Forward @ 1G./125 ms. sin.
 2-4 G. Side to side @ 1G./50 ms. sin.

APPLICATION



TAUT-BAND SIZE SELECTOR CHART

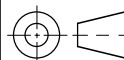
AL-113 & 180:	3.25"	SHORT
AL-415 & 682:	4.50"	SHORT
AL-1732:	7.25"	TALL
AL-3452:	8.00"	TALL
CFF-240:	4.00"	SHORT
CFF-480:	4.50"	SHORT
KF-011:	3.75"	SHORT
KF-022:	5.25"	TALL OR SHORT
KF-040 & 050:	6.75"	TALL OR SHORT
KF-077:	7.50"	TALL
KF-115:	9.00"	TALL

UNLESS OTHERWISE SPECIFIED DIMS ARE IN INCHES. TOLERANCES ARE.

0.X ±0.015 ANGLES FRACTIONS 63/
 0.XX ±0.010 ± 0.5° ± 1/64
 0.XXX ±0.005

INTERPRET GD&T DIMS AND TOLS PER ASME 14.5

THIRD ANGLE PROJECTION.



<CR> KEY CHARACTERISTICS
 <MA> PER CORP. DOC: ESR-001

MH MOUNTAIN HIGH
 E&S CO.
 REDMOND, OR. USA

ISSUED:	PLM	04-26-00
DRAWN:	PLM	04-26-96
ENGINEER:		DATE
APPR:		DATE

CYLINDER BRACKET: TAUT-BAND		
DWG. #: E-930114		REV A
SIZE A	SHEET 1 OF 1	DO NOT SCALE DRAWING

4

3

2

1

D

D

C

C

B

B

A

A